

MicroPort Scientific Corporation

2024 Annual Results

April 2025



Contents



Company Highlights

Business Review

Financial Review

Appendix

Net Loss Substantially Reduced by Strategic Focus and Transformation Efforts



Steady Revenue Growth

*Net Loss Narrowed
by*

~59%_{YOY}



Expanded Global Presence



Enhanced Efficiency

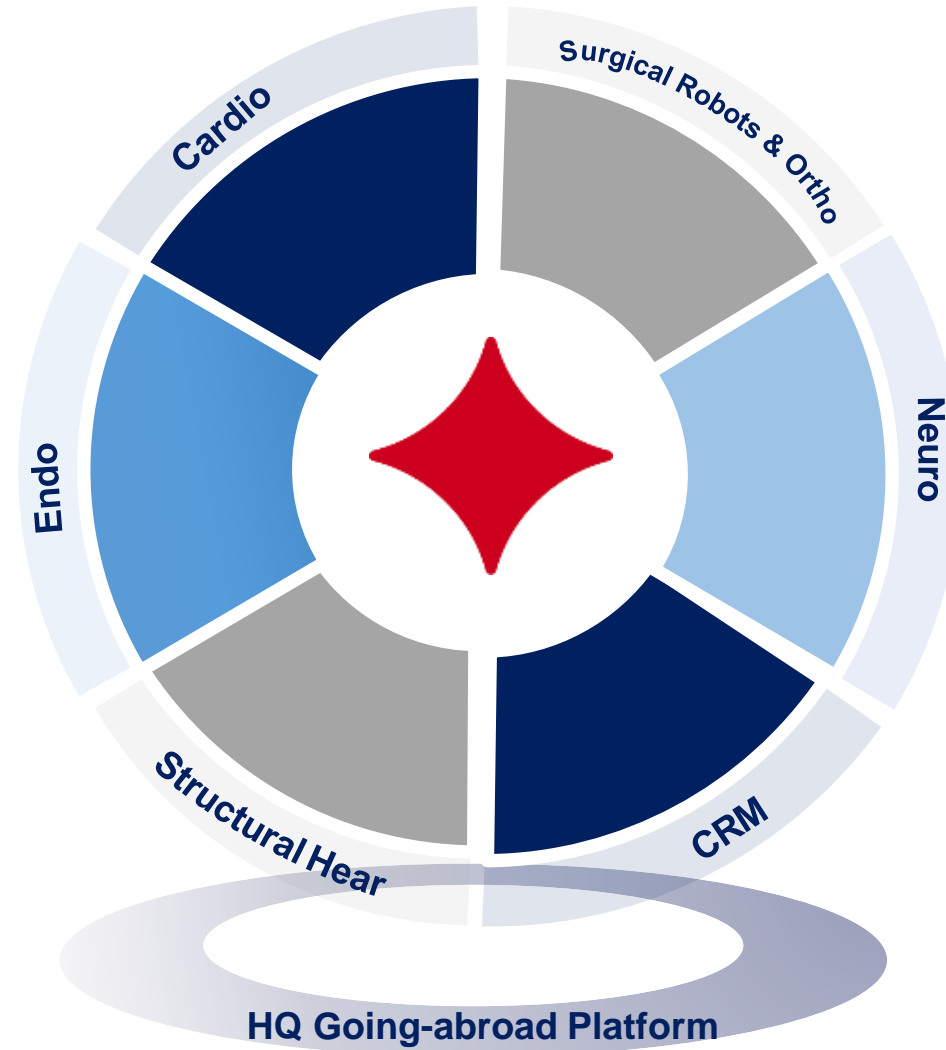
EBITDA Turning

POSITIVE

Resilient Growth as Navigating the Complex and Dynamic Environment

			Overseas Revenue YoY Changes	
 Cardiovascular	\$165.7mn	▲ 9.9%	▲ 47.0%	
Endovascular	\$169.5mn	▲ 1.6%	▲ 99.4%	
Neurovascular	\$107.0mn	▲ 14.4%	▲ 137.6%	
Structural Heart	\$50.7mn	▲ 7.5%	▲ 108.3%	
Surgical Robots	\$36.0mn	▲ 146.0%	▲ 388.2%	

Global Commercialization through Integrated Inter-group Platforms



Disciplined R&D Investment Underpins Sustainable Development

Meaningful Innovations

39

NMPA Green Paths

No.1 in industry for 10 consecutive years

~250

Approved Innovative Products

1,300+

Overseas Approvals

400+ FDA 70+ CE

Well-Recognized Global Clinical Trial Evidence



TARGET series clinical trial for Firehawk cardiac stent



60th anniversary of our first pacemaker implantation



Medial-pivot knee system stands on over 20 years of clinically demonstrated history. A legacy of 98.8% survivorship and 95% patient satisfaction

2024 Registration Updates

58 Class III initial NMPA Approvals



9 NMPA Green Paths

249 Overseas Approvals including





4 FDA and 18 CE

2024 Innovation Metrics

Domestic

-  Firesorb®
Latest Generation of Bioresorbable Cardiac Stent
-  Decypher®
IVUS Diagnostic System and Catheter pullback speed up to 40 mm/s
-  Tubridge
First ever domestically produced ICD in China
-  Evolution® CCK Revision Knee System
-  Cratos® Branched Aortic Stent-Graft System

Overseas

-  Cratos
EU Custom-made Device
-  Evolution® Tibial Cones
FDA Approval
-  Toumai® Laparoscopic Surgical Robot
CE Mark
-  VitaFlow Liberty® TAVI System
CE Mark
-  ALIZEA™
CE Mark
-  Numen® Silk 3D Electronically Detachable Coil
FDA Approval & CE Mark

Note: refers to initial registration/approval during reporting period and as of 28 March 2025.



Contents



Company Highlights

Business Review

Financial Review

Appendix

Cardiovascular Business

China

Strengthened leading position

FY24 revenue ▲2.0%^{YOY}, among which the DES products consolidate **No.1 market share**, accessories revenue ▲23.4%^{YOY}

Expanded hospital coverage: DES covered 3,500+ hospitals, balloon covered ~1,500 hospitals to date

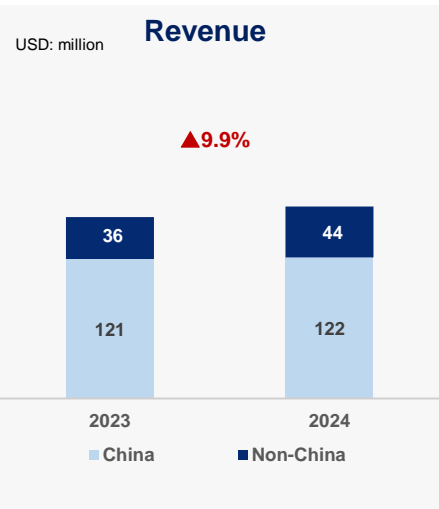
Intensive product approvals:

13 NMPA approvals including the new generation of bioresorbable scaffold Firesorb®

1 NMPA Green Path piezoelectric guide wire and piezoelectric therapy device

1 CE NOPURGE® OCT catheter

Strategic Integration: market promotion of the complete coronary solution embarks in 2025



Non-China

Robust revenue growth

FY24 revenue ▲47.0%^{YOY}, among which **EMEA ▲60.6%**^{YOY} Asia-Pacific (excluding China, ▲54.0%^{YOY}) and Latin America (▲23.6%^{YOY})

Expanded overseas coverage

Extensive sales network: DES sales covered 92 countries/regions, balloon covered 87 countries/regions

Diversified & flexible product portfolio to maintain a leading market position

Enhanced academic influence

Key clinical studies on Firehawk® stent, including TARGET 3C, TARGET AC 5-year bifurcation subgroup, TARGET IV NA, and TARGET DAPT presented at global industry conferences

Redefine Our Line of Sight with Most Complete Portfolio Worldwide

Implant Device



Firebird2®
Rapamycin-Eluting
Coronary Stent
System

◆ NMPA approval



Firehawk®
Rapamycin Target
Eluting Coronary
Stent System

◆ NMPA approval

Intervention without Implantation



Firesorb®
Bioresorbable Rapamycin
Eluting Coronary Scaffold
System

◆ NMPA approval



Firelimus®
Coronary Rapamycin-
Eluting Balloon Dilatation
Catheter

◆ NMPA approval

FY2024&YTD approval

Access Device



Firefighter™
PTCA Balloon Catheter

◆ NMPA approval



FireFalcon®
Coronary Scoring
Balloon Catheter

◆ NMPA approval



Bilumos®
Dual-Lumen Catheter

◆ NMPA approval



Coronary Balloon
Dilatation Catheter

◆ NMPA approval

Active Device



TomaHawk®
Shockwave Intravascular
Lithotripsy System

◆ NMPA approval



FireRaptor®
Rotational Atherectomy
System

◆ NMPA approval



I-percker
intravascular
piezoelectric guidewire
system

◆ NMPA GreenPath
◆ Upcoming NMPA Approval

Imaging Diagnostic Devices



Argusclarity®
Insight-100h
Optical Coherence
Tomography System

◆ NMPA approval



Soul-Man™
Digital Subtracting
Angiography System

◆ NMPA approval



Decypher®
Intravascular Ultrasound
Imaging System

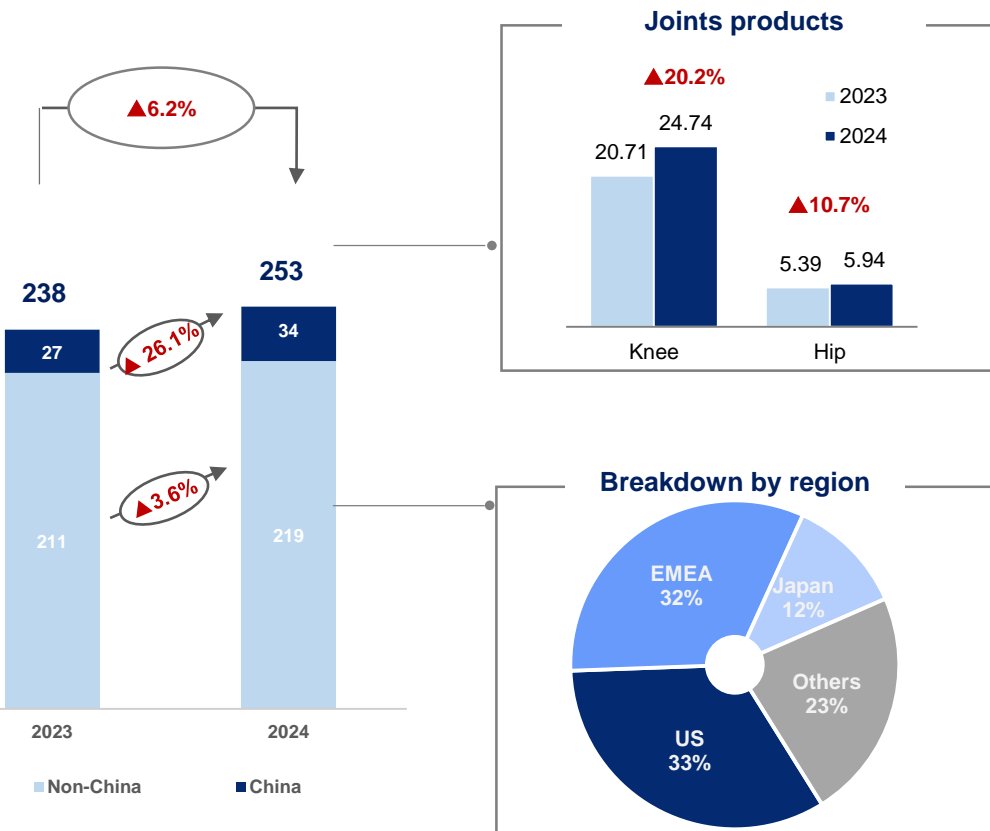
◆ NMPA approval

Orthopedics Business

Net loss substantially narrowed by 67.1%, positive EBITDA achieved

Revenue

USD: million



Business Highlights

China

FY24 revenue ▲26.1%^{YOY}, driven by rapid growth in both implantation volume and sales volume of hip and knee joint products

Increased market share due to VBP execution and further expanded hospital coverage with regional coverage efficiency strategically enhanced

Strict implementation of cost-control measures, **GPM improved 15.8 pts**

FY24 operating expenses reduced by 19.6%^{YOY}

New products approved: **NMPA approval** obtained for Evolution[®] CCK Revision Knee System and zirconium-niobium femoral condyle

Non-China

FY24 revenue ▲3.6%^{YOY}, strong growth in the international markets (**EMEA ▲16.8%^{YOY}**, **Japan ▲7.2%^{YOY}**) while US recovering from lingering impact from historical backorders (-8.1%^{YOY})

Sales revenue of knee portfolio ▲7.4%^{YOY}, driven by the growing recognition of the premium Medial Pivot Knee system & the successful execution of SkyWalker[™] commercial strategy.

FY24 operating expenses reduced by 10.9%^{YOY}

SkyWalker[™] & Evolution[®] application with **~600 cases of TKA** surgeries performed

Continuously improving global supply chain with suppliers being proactively diversified, backorders back to normal operating levels

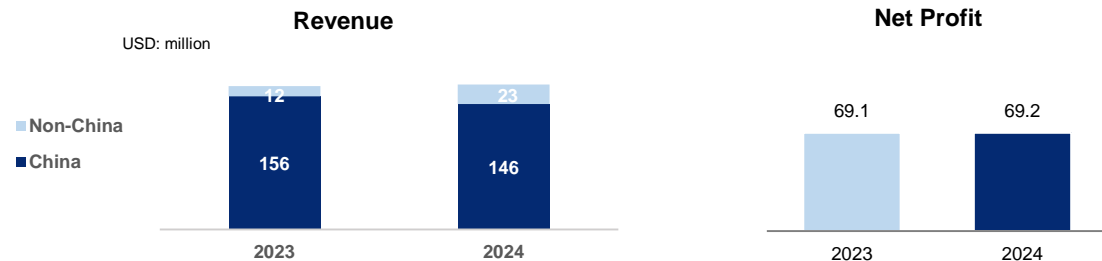
New product approval: Evolution[®] Tibial Cones obtained **FDA approval**

Note: 1. revenue growth rate adjusted to exclude foreign exchange impact, due to appreciation or depreciation of US\$ against functional currencies. 2. refers to initial registration/approvals of 28 March 2025.



Endovascular Business

Key Financials



Business Highlights

FY24 revenue ▲1.6%^{YOY}, due to the introduction of industry policies in 2H24, while key products increased its hospital coverage and implant volume

Innovative products accelerate market penetration: comprehensively covered 2,400 hospitals & saved 280,000+ patients to date

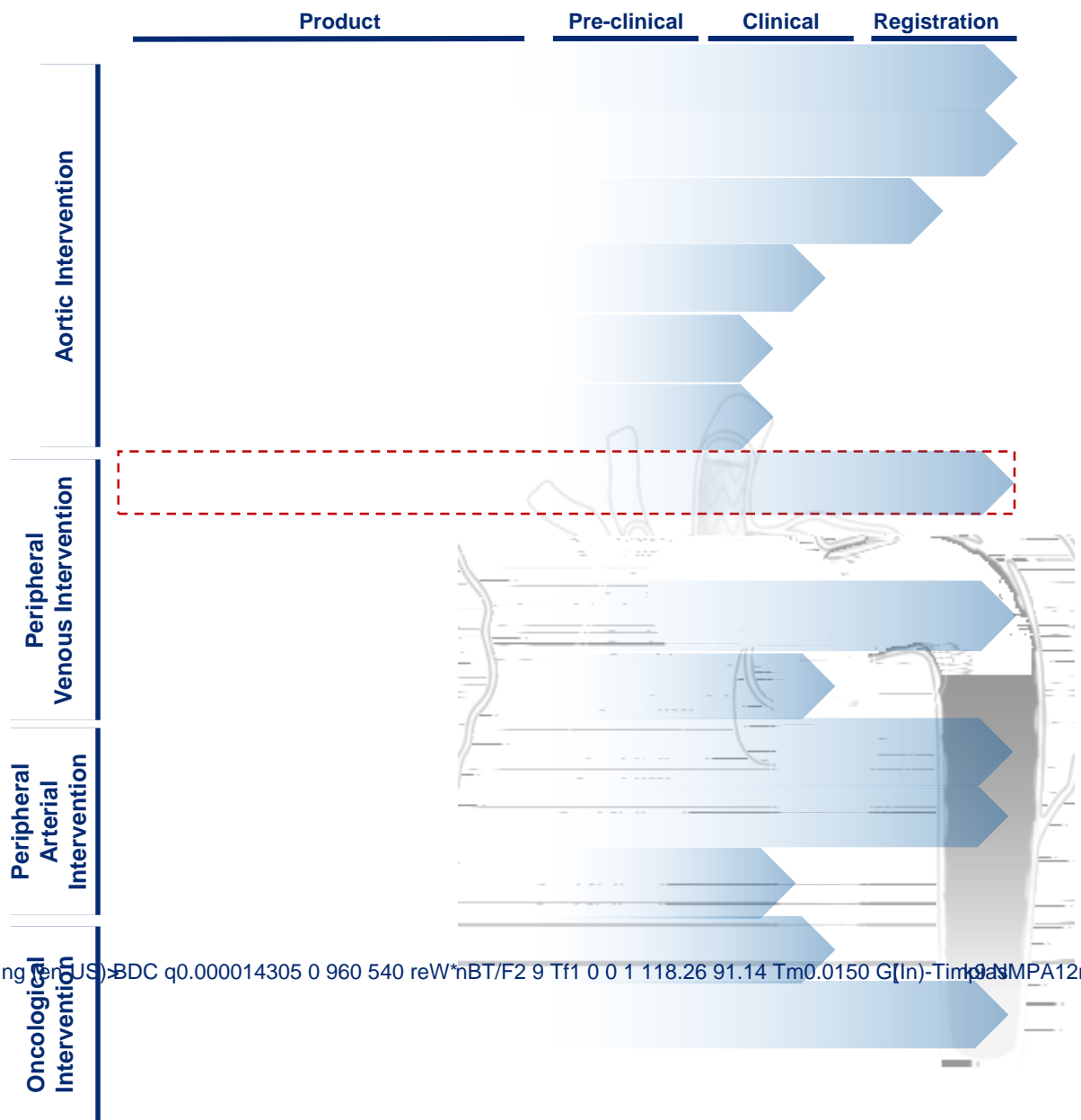
Intensive product approvals, especially in peripheral area:

9 NMPA approvals 9 NMPA NM

China



Non-China



Product admitted to NMPA Green Path



Neurovascular Business

Key Financials



Business Highlights

China



Non-China

Hemorrhagic Stroke

CAS

AIS

Access Product

Product Pre-clinical Clinical Registration



Product admitted to NMPA Green Path

Structural Heart Diseases Business

Key Financials



Business Highlights

FY24 revenue ▲4.0%^{YOY}, primarily attributable TAVI products & procedural accessories in the PRC

Increased hospital coverage:

- TAVI explored new access to **80** with **630+** hospitals coverage in total
- AnchorMan[®] achieved **350+** clinical applications in **50+** centers across **15** provinces

2 NMPA Approvals:

- AnchorMan[®] -closed left atrial appendage occluder
- VitaFlow Liberty[®] Flex Transcatheter Aortic Valve Implantation System

China

AFib One-

appendage closure solution with Everpace

FY24 revenue ▲108.3%^{YOY}, core products accelerate the development and layout of overseas markets

2 CE Marks obtained: VitaFlow Liberty[®] & AnchorMan[®] LAAC System

Expanded global presence: TAVI products have been introduced into **~100** core hospitals in **20+** countries and regions overseas, treating over **10,000** patients to date

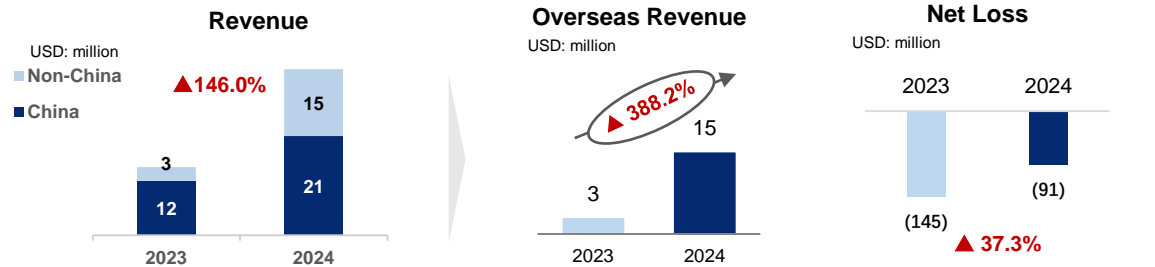


Non-China

Alwide[®] Plus entered the key stages 2 156.41738(2 156.41738(2 156.41738(2 156.86178(2 156.86178(2 156.86178(2 156.886c7(2 156.886c7(2 156.886c7(2 156.88f1 0 0 1 184.66 156.41 Tm0.753 0 0 rg0.753 0 0

Surgical Robot Business

Key Financials



Business Highlights

FY24 revenue ▲84.4%^{YOY}, recorded robust sales growth and rapid pace of commercialization

Leading position among domestic brands



China

Toumai®	R-ONE®
19 units of new commercial installation	2 units of commercialized installation
32 units of commercial installation base to date	7 orders obtained
No.1 among domestic brands	

Toumai® Single-port obtained NMPA approval

FY24 revenue ▲388.2%^{YOY}, the proportion of overseas revenue increase from 20.3% in FY23 to 40.2% FY 24

Toumai® obtained CE Mark, along with registration approval in **~20** countries/regions
Ambitious Overseas Penetration



Non-China

Laparoscopic

Product	Pre-clinical	Clinical	Registration
Toumai® Laparoscopic Surgical Robot		NMPA approved ✓ Obtained CE mark	
Toumai® Remote Laparoscopic Surgical Robot		Submitted for NMPA review	
Toumai® Single-arm Laparoscopic Surgical Robot		✓ Obtained NMPA approval	
DFVision® 3D Electronic Laparoscope		NMPA approved CE Mark	
SkyWalker™ Orthopedic Surgical Robot		NMPA approved ✓ Obtained CE& FDA& ANVISA& TGA & CDSCO approval	
Trans-bronchial Surgical Robot		Submitted for NMPA review	
R-ONE® Panvascular Surgical Robot		✓ Obtained NMPA approval	
® Mona Lisa Robotic Transperineal Prostate Biopsy System		✓ Obtained NMPA approval	

Product admitted to NMPA Green Path

Contents



Company Highlights

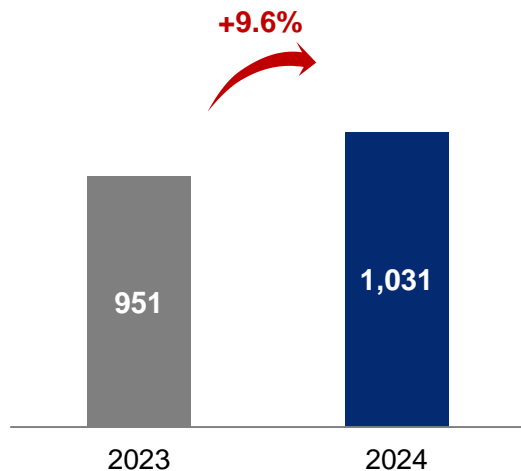
Business Review

Financial Review

Appendix

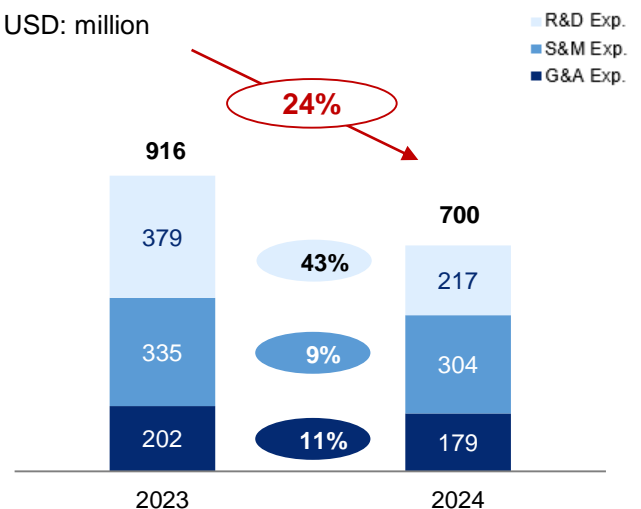
Revenue

USD: million

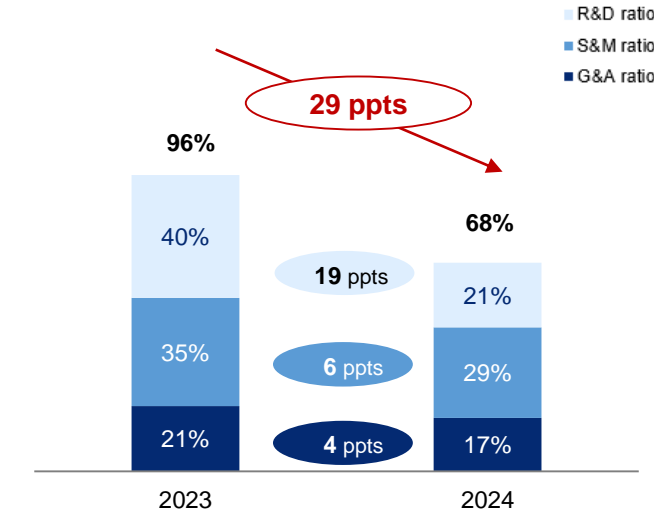


Operating Expenses (Amount)

USD: million

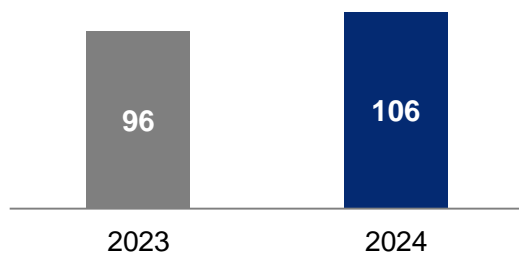


Operating Expenses (%)



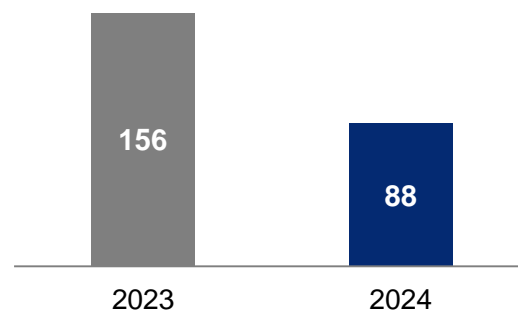
Finance Cost

USD: million



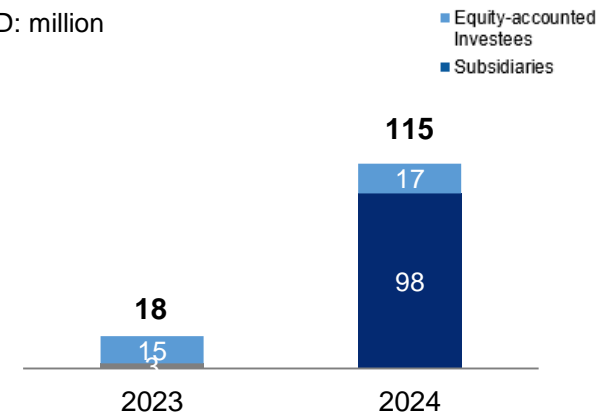
Impairment Provisions

USD: million

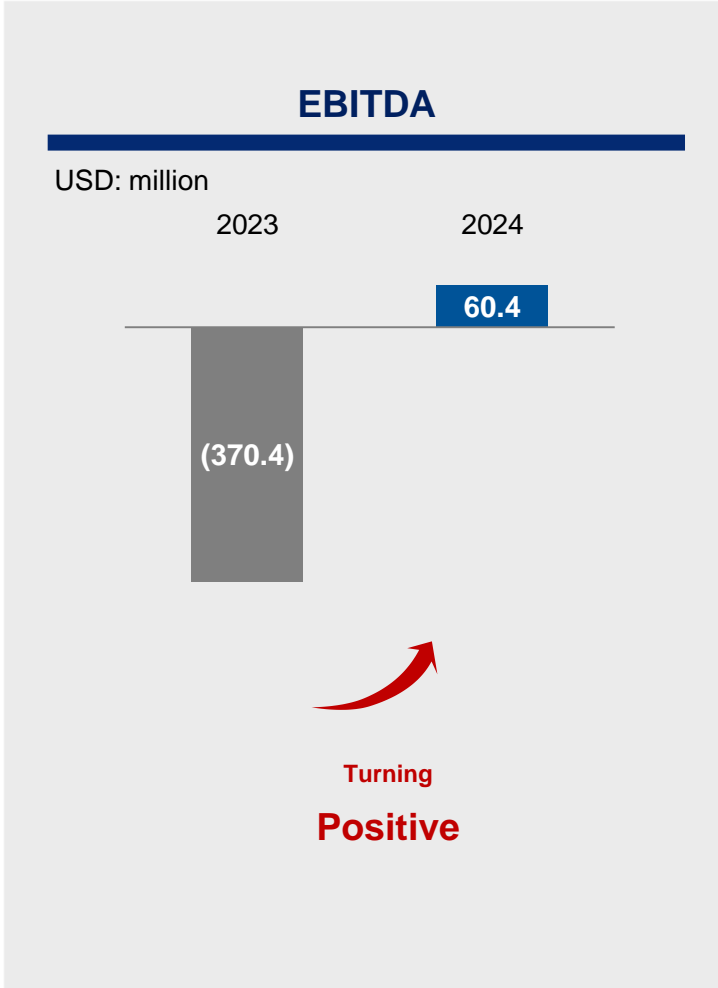
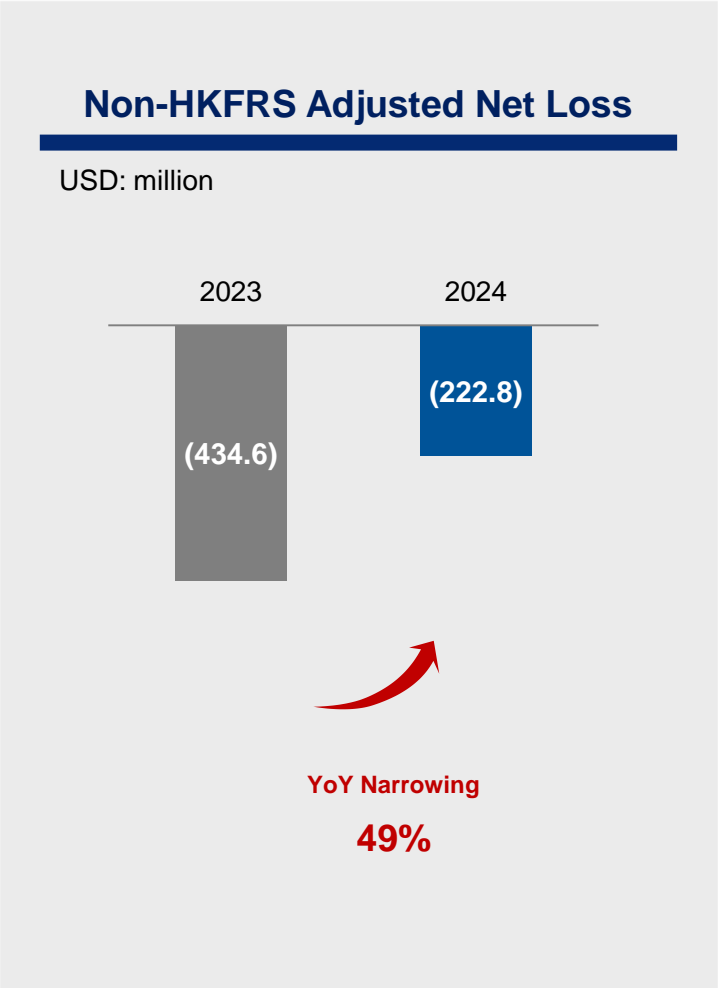
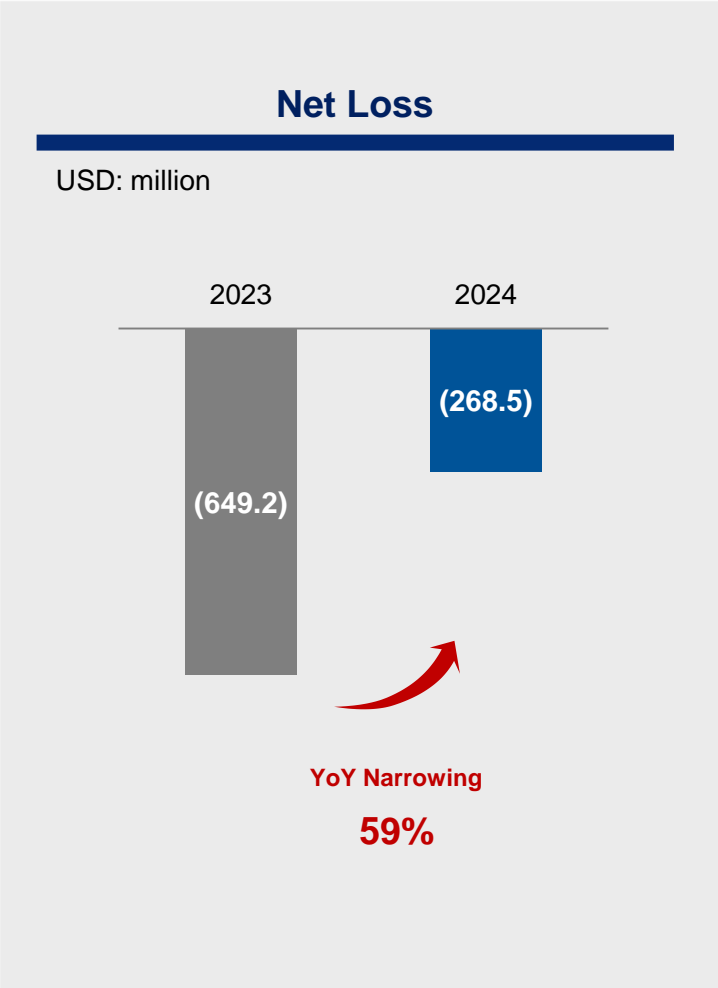



Gain from Asset Disposals

USD: million



Note: revenue growth rate adjusted to exclude foreign exchange impact, due to appreciation or depreciation of US\$ against functional currencies





Innovative Product Pipeline Consistently Expanding Our Opportunities

Cardio-vascular	Firehawk® FDA	Coronary Stent Graft System	Coronary Sinus Balloon Counterpulsation System	Coronary Laser Ablation System Guide Extension Catheter
Orthopedics				

Consolidated Income Statement

USD'000	2024	2023	Var.
Revenue	1,031,063	950,725	8.5%
Cost of sales	(456,971)	(418,627)	9.2%
Gross profit	574,092	532,098	7.9%
Research and development costs	(216,515)	(379,428)	-42.9%
Distribution costs	(304,154)	(334,939)	-9.2%
Administrative expenses	(178,891)	(201,688)	-11.3%
Other net income	29,359	49,514	-40.7%
Other operating costs	(13,260)	(12,747)	4.0%
Finance costs	(106,404)	(96,036)	10.8%
Changes in the fair value of convertible debts	(18,849)	(8,830)	113.5%
Changes in the fair value of other financial instruments	1,600	(4,171)	-138.4%
Impairment losses of non-current assets	(87,864)	(155,975)	-43.7%
Gain on disposal of subsidiaries	98,155	2,845	3350.1%
Gain on disposal of interests in equity-accounted investees	16,729	15,309	9.3%
Share of profits less losses of equity-accounted investees	(18,783)	(32,467)	-42.1%
Loss before taxation	(224,785)	(626,515)	-64.1%
Income tax	(43,674)	(22,642)	92.9%
Loss for the year	(268,459)	(649,157)	-58.6%
Attributable to: Equity shareholders of the Company	(214,043)	(477,629)	-55.2%

Consolidated Balance Sheet

USD'000	31 Dec 2024	31 Dec 2023	Var.
Non-current assets			
Investment properties	4,214	6,256	-33%
Property, plant and equipment	934,159	1,004,573	-7%
Intangible assets	234,317	234,435	0%
Goodwill	188,514	149,393	26%
Equity-accounted investees	382,861	372,637	3%
	9,883	10,003	-1%
Derivative financial assets	-	3,574	-100%
Deferred tax assets	18,488	31,382	-41%
Other non-current assets	123,713	109,705	13%
Total non-current assets	1,896,149	1,921,958	-1%
Current assets			
Financial assets measured at FVPL	51,817	40,028	29%
Inventories	379,288	414,868	-9%
Trade and other receivables	376,564	310,648	21%
Pledged deposits and time deposits	213,509	225,352	-5%
Cash and cash equivalents	712,995	1,019,551	-30%
Assets classified as held-for-sale	3,100	-	N/A
Total current assets	1,737,273	2,010,447	-14%
Current liabilities			
Trade and other payables	638,997	448,342	43%
Contract liabilities	19,863	18,770	6%
Interest-bearing borrowings	318,066	295,438	8%
Convertible bonds	147,133	549,470	-73%
Lease liabilities	40,143	46,915	-14%
Income tax payable	7,311	4,985	47%
Derivative financial liabilities	7,500	-	N/A
Total current liabilities	1,179,013	1,363,920	-14%
Net current assets	558,260	646,527	-14%

USD'000	31 Dec 2024	31 Dec 2023	Var.
Non-current liabilities			
Interest-bearing borrowings	757,711	508,330	49%
Lease liabilities	47,932	85,327	-44%
Deferred income	51,491	42,344	22%
Contract liabilities	26,948	27,669	-3%
Convertible bonds	374,224	213,267	75%
Other payables	24,124	262,865	-91%
Derivative financial liabilities	5,534	-	NA
Deferred tax liabilities	21,601	25,686	-16%
Total non-current liabilities	1,309,565	1,165,488	12%
CAPITAL AND RESERVE			
Share capital	18	18	-
Reserves	603,455	757,801	-20%
Total equity attributable to equity shareholders of the Company	603,473	757,819	-20%
Non-controlling interests	541,371	645,178	-16%
Total equity	1,144,844	1,402,997	-18%